

Verify The Image Activity

INSTRUCTIONS FOR STUDENTS

An image may be assigned to you individually or to your group. Your task is to **DOCUMENT THE STEPS** you took to determine whether the image is real or not.

[Click the selected image to enlarge it.]


Because there are no **CAPTIONS**, you must look for **CLUES** as to what to search for in order to verify the image. When called upon, be ready to elaborate on the steps.



1



2




3



4




5



6



7



8



9





10



11



12



13



14



15

You can tell this is fake. An 1862 Strat would be a maple fretboard and a single ply pick guard.